



Constant Contact Survey Results

Survey Name: CFA Lu - Membership survey 2012

Response Status: Partial & Completed

Filter: None

5/29/2012 11:56 AM CEST



When did you join the Luxembourg CFA Society?

Answer	0%	100%	Number of Response(s)	Response Ratio
In the last year			5	15.6 %
2 to 5 years ago			15	46.8 %
6 to 9 years ago			10	31.2 %
10 or more years ago			2	6.2 %
Not sure			0	0.0 %
Other			0	0.0 %
No Response(s)			0	0.0 %
Totals			32	100%



How long have you worked in the investment profession?

Answer	0%	100%	Number of Response(s)	Response Ratio
Less than 2 years			0	0.0 %
2 to 5 years			3	9.3 %
6 to 9 years			5	15.6 %
10 or more			21	65.6 %
Other			3	9.3 %
No Response(s)			0	0.0 %
Totals			32	100%




Please indicate your membership status:

Answer	0%	100%	Number of Response(s)	Response Ratio
Regular			30	93.7 %
Affiliate			2	6.2 %
Other			0	0.0 %
No Response(s)			0	0.0 %
Totals			32	100%




*Please rate how well you think the society serves you as a member?(Select a score from 1 to 5 where 1 is the lowest possible score and 5 is the highest)

1 = 1, 2 = 2, 3 = 3, 4 = 4, 5 = 5

Answer	1	2	3	4	5	Number of Response(s)	Rating Score*
Evaluation						32	3.7

*The Rating Score is the weighted average calculated by dividing the sum of all weighted ratings by the number of total responses.

*Who pays for your membership of the society?

Answer	0%	100%	Number of Response(s)	Response Ratio
I pay			11	34.3 %
I pay, but expense the cost to my employer			13	40.6 %
I pass the invoice to my employer for payment			8	25.0 %
Other			0	0.0 %
No Response(s)			0	0.0 %
Totals			32	100%

*How important are the following five services to you? (Select a score from 1 to 5 where 1 is very unimportant and 5 is very important)

1 = 1, 2 = 2, 3 = 3, 4 = 4, 5 = 5

Answer	1	2	3	4	5	Number of Response(s)	Rating Score*
Events						32	4.1
Continuing education						32	4.0
Advocacy						32	3.3
Communication (Website and emails)						32	3.4
Career support						32	3.8

*The Rating Score is the weighted average calculated by dividing the sum of all weighted ratings by the number of total responses.

*How would you rate the society's provision of these five service areas? (Select a score from 1 to 5 where 1 is poor and 5 is excellent)

1 = 1, 2 = 2, 3 = 3, 4 = 4, 5 = 5

Answer	1	2	3	4	5	Number of Response(s)	Rating Score*
Events						32	3.8
Continuing education						32	3.5
Advocacy						32	3.0
Communication (Website and emails)						32	3.5
Career support						32	2.9

*The Rating Score is the weighted average calculated by dividing the sum of all weighted ratings by the number of total responses.

TextBlock:







Events

How many events have you attended in the past 12 months?








Answer	0%	100%	Number of Response(s)	Response Ratio
None			6	18.7 %
1-2			10	31.2 %
3-5			13	40.6 %
Over 5			3	9.3 %
No Response(s)			0	0.0 %
Totals			32	100%

*What are the main reasons not to attend Luxembourg CFA Society events?

Answer	0%	100%	Number of Response(s)	Response Ratio
Lack of time			25	78.1 %
Not interested in the topic			13	40.6 %
Not interested in the speaker			1	3.1 %
Location not convenient			2	6.2 %
Time not convenient			6	18.7 %
Lack of information			0	0.0 %
Presentation in English			0	0.0 %
Other			1	3.1 %
Totals			32	100%

What type of events would you like? (Tick all applicable)



Answer	0%	100%	Number of Response(s)	Response Ratio
Educational conferences			28	87.5 %
Current topics discussions/debates			21	65.6 %
Career Management presentations/conferences			18	56.2 %
Cocktails / Dinners			7	21.8 %
Networking activities			14	43.7 %
Other			0	0.0 %
Totals			32	100%

What topic would you be interested in? (Tick all applicable)



Answer	0%	100%	Number of Response(s)	Response Ratio
Standards, Ethics, and Regulations			11	34.3 %
Quantitative Methods			9	28.1 %
Economics			14	43.7 %
Financial Statement Analysis			5	15.6 %
Corporate finance			8	25.0 %
Behavioral Finance			16	50.0 %
Fixed Income			7	21.8 %
Derivatives			9	28.1 %
Portfolio management			17	53.1 %
Risk Management			14	43.7 %
Private Wealth Management			9	28.1 %
Alternative investments			13	40.6 %
Career Management			14	43.7 %
Leadership, Management, and Communication Skills			14	43.7 %
Equity Investments			11	34.3 %
Performance Measurement and Evaluation			4	12.5 %
Other			1	3.1 %
Totals			32	100%



Which format would suit you best? (Tick all applicable)

Answer	0%	100%	Number of Response(s)	Response Ratio
Breakfast			8	25.0 %
Half-day morning			4	12.5 %
Lunch			16	50.0 %
Half-day afternoon			1	3.1 %
Evening			23	71.8 %
All day			1	3.1 %
Other			0	0.0 %
Totals			32	100%

What changes would you like to see to improve our events?

3 Response(s)

TextBlock:

Continuing Education

***Do you have a continuing education requirement?**

Answer	0%	100%	Number of Response(s)	Response Ratio
Yes			4	12.5 %
No (move to question #18)			28	87.5 %
No Response(s)			0	0.0 %
Totals			32	100%

Who is your continuing education requirement imposed by?

Answer	0%	100%	Number of Response(s)	Response Ratio
Regulator			0	0.0 %
Employer			1	3.1 %
Both			1	3.1 %
Don't Know			1	3.1 %
Other			1	3.1 %
No Response(s)			28	87.5 %
Totals			32	100%

How many hours of continuing education are you required to complete?

Answer	0%	100%	Number of Response(s)	Response Ratio
0-10 hours			0	0.0 %
10-20 hours			0	0.0 %
20-30 hours			3	9.3 %
More than 30 hours			1	3.1 %
Other			0	0.0 %
No Response(s)			28	87.5 %
Totals			32	100%

How do you expect to meet this continuing education requirement? (Tick all applicable)

Answer	0%	100%	Number of Response(s)	Response Ratio
Live courses delivered at work			1	25.0 %
Live courses delivered externally			3	75.0 %
Online study			4	100.0 %
Other			0	0.0 %
Totals			4	100%

TextBlock:

Communication



How often do you visit the society's website (www.cfa.lu)?

Answer	0%	100%	Number of Response(s)	Response Ratio
Daily			0	0.0 %
Weekly			2	6.2 %
Monthly			9	28.1 %
Rarely			17	53.1 %
Never			3	9.3 %
Other			0	0.0 %
No Response(s)			1	3.1 %
Totals			32	100%

How would you rate the society's communication services? (Select 1 to 5 for each, where 1 is poor and 5 is excellent)

1 = 1, 2 = 2, 3 = 3, 4 = 4, 5 = 5

Answer	1	2	3	4	5	Number of Response(s)	Rating Score*
Emails						31	3.8
Website						31	3.1
Social media						31	2.7
Media coverage						31	2.4

*The Rating Score is the weighted average calculated by dividing the sum of all weighted ratings by the number of total responses.

What is your favourite way of communication from your society?



Answer	0%	100%	Number of Response(s)	Response Ratio
E-mail			31	100.0 %
Website			6	19.3 %
Social media			0	0.0 %
Media coverage			2	6.4 %
Other			1	3.2 %
Totals			31	100%

Would you like Luxembourg CFA Society website to provide: (You may select more than one option)



Answer	0%	100%	Number of Response(s)	Response Ratio
A social networking forum for members			9	29.0 %
Job offers section			25	80.6 %
webcasts of events			16	51.6 %
Blogs			6	19.3 %
Other			1	3.2 %
Totals			31	100%

TextBlock:

Additional benefits

*Do you think that your membership offers good value for money? (Select a score between 1 and 5, where 1 is poor value and 5 is excellent value)

1 = 1, 2 = 2, 3 = 3, 4 = 4, 5 = 5

	1	2	3	4	5	Number of Response(s)	Rating Score*
						31	3.5

*The Rating Score is the weighted average calculated by dividing the sum of all weighted ratings by the number of total responses.

What other features would you like to see as part of your membership?

4 Response(s)

Would you become a volunteer to support Luxembourg CFA Society's activities?



Answer	0%	100%	Number of Response(s)	Response Ratio
Yes			15	46.8 %
No			16	50.0 %
No Response(s)			1	3.1 %
Totals			32	100%

Please use this space to leave any additional comment:

2 Response(s)